

WELCOME



KGPS Prep-2

LITERACY
INFORMATION
SESSION


What will we be covering...



KGPS LITERACY
PROGRAM



LITERACY IN THE
CLASSROOM



NESSY



TAKE HOME
READERS



HELPING IN THE
CLASSROOM

Little Learners Love Literacy




- Program used in the Prep-2 area
- LLLL is an **explicit** and **sequential** phonics program for teaching children to read, write and spell




Builds:

- phonemic awareness
- phonics understanding
- handwriting
- reading fluency
- vocabulary
- comprehension
- morphology

What does our Literacy block look like?




- We explicitly teach phonemes (sounds) and corresponding graphemes (letters) and teach children how to **blend** these phonemes together to read words
- Incorporate reading, writing, letter formation and spelling



Ally Talk

- We use a puppet, Ally the alligator, who can only speak in sounds
- Develops their phonemic awareness skills with **segmenting** and **blending** practise




Decodable Books

- Decodable readers are used for beginning readers until children have mastered the alphabetic code
- They are carefully sequenced to **match our teaching sequence**. Children are only asked to read words with the sounds and rules they have been taught
- Families will also have access to Decodable Readers Australia online




Nessy

Reading & Spelling Program



- **Online program** that helps children develop their reading and spelling skills through engaging games and activities
- The program uses a systematic synthetic **phonics approach** which benefits all students, including those with dyslexia and learning difficulties
- Children are given an **individualised** learning plan to progress through at their own pace
- Children can use their individual login at home as well as at school

Take Home Readers



- Readers come to and from school **every day**
- Aim for **10-15 minutes** of practise at home
- Home reading should be a positive and enjoyable experience
- It is helpful to set aside time to both **listen to** your child read (to develop their reading skills) and to **read to your child** (to develop their vocabulary and comprehension skills)



Reading at Home



- The readers children bring home should not be too hard to read
- They are designed to give your child an opportunity to improve their fluency and decoding skills while reading for **confidence** and **enjoyment**
- **Rereading** is great for developing fluency. The more times the better!

Reading at Home

- If your child is stuck, encourage them to track with their finger and **sound out** the word
- Heart words (high frequency) often don't have regular spelling patterns and can be trickier to sound out
- Use the sounds when helping your child. Letter names can cause confusion in the early stages

How to enjoy this book

Each of the seven Little Learners Love Literacy® stages is carefully sequenced to give children confidence and success. Encourage children to use their Stages 1 and 2 speed sounds knowledge to decode or 'sound out' any unfamiliar words.

Speed sounds

Mm	Ss	Ff	Aa	Pp	Tt	Cc	Ii
Bb	Hh	Nn	Oo	Dd	Gg	Ll	Vv

Heart words

I my My the

Vocabulary check: Discuss these words either before or after reading the book.
fab (short for *fabulous*) – wonderful
tag – a label on something, sometimes hanging

What word is short for *fabulous*? Can you think of a word that means the same as *fabulous*? (*great, awesome, wonderful, amazing*)

Questions to talk about: These questions can be used after reading to discuss the book. Children can look back through the book to answer.

- What is Vin doing?
- Why might Vin be packing a bag?
- Who is Dan Dag?
- Tell me two things Vin packs in his bag.
- Would you like to have a bag like Vin's? Why or why not?

Speed words: Read these single decodable words as quickly as possible for even more reading practice!

Speed words

bag fab fan
has hat
Vin lid top
on dog

14 15



m



[Reading at Home](#)

CLICK HERE

Helping in the classroom



- Helping in the classroom is a wonderful opportunity to experience school life
- Helpers are a valued part of our literacy rotations, and the kids **LOVE** it!

Helping in the Classroom

- Helpers are usually given some literacy games to play with a small group of students
- Helpers work with a variety of students in the class and not always their own child
- We ask that parents are mindful that learning looks different for all children, and to please be respectful of students' privacy
- We're looking forward to having parent and grandparent helpers from the beginning of **Term 2!**



QUESTIONS?

